

## Section 5.1

---

### ENVISION® COLLECTION

*Shelving & Storage Systems  
Presentation & Display Rails*



# ENVISION® Collection

## Shelving & Storage Systems

Pepper Delivers Quicker!

PDDQ must be on a separate order and **MUST** specify PDDQ.

PDDQ prices are printed in **BOLD**. Shipment within 10 business days.

PDDQ colors: Cool Grey, Black or Natural Maple.



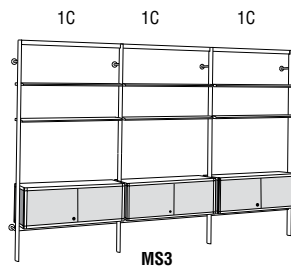
MS1



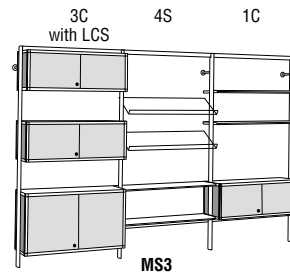
MS2

Model	Description	Size	4 Shelves in EACH section	1 Credenza 2 Shelves in EACH section	2 Credenzas 1 Shelf in EACH section	3 Credenzas in EACH section	Est. Ship Wt.	
			Code 4S	Code 1C	Code 2C	Code 3C		
<b>List Price for Single Section or Starter Section</b>								
<b>MS1</b>	1 Section or Starter Section	42w x 84h x 15d	<b>\$ 2,401</b>	<b>\$ 2,553</b>	\$ 2,673	\$ 2,961	137*	
<b>Add-On Sections</b>								
<b>List Price for Each Add-On Section(s)</b>								
<b>MS1A</b>	Add-On Sections	41w x 84h x 15d	<b>\$ 2,062</b>	<b>\$ 2,214</b>	\$ 2,333	\$ 2,622	124*	
<b>MS2</b>	2 Sections: MS1 + MS1A	83w x 84h x 15d	<i>Specify one code and price from above MS1 Starter Sections + one code and price from MS1A Add-On Sections</i>					
<b>MS3</b>	3 Sections: MS1 + MS1A + MS1A	123w x 84h x 15d	<i>Specify one code and price from above MS1 Starter Sections + two codes and prices from MS1A Add-On Sections</i>					
<b>Options</b>								
<b>LCS</b>	23" h lower Credenza Storage in place of standard 15" h Credenza.....					\$ 186	12	
<b>MSS</b>	Additional shelf with brackets. <i>Specify finish</i> .....					302	20	
<b>BE</b>	Book Ends for laminate shelves. Set of 3..... (Steel wire hoop 7½" h x ¼" dia. Aluminum metallic finish)					71	2	

Shipped by Truck\*



MS3



MS3

For models with multiple sections, select first section (MS1) Code and Price + MS1A Code and Price for each additional section. For example, MS3: 3 Sections = MS1 (3C) + MS1A (4S) + MS1A (1C).

5.1

### To Order Specify

- Quantity
- Model: **MS1** - Section Code and Finish  
**MS1A** - Code for each additional Section (left to right)  
**MS2** - Left and Right Section Codes and Finish  
**MS3** - Left, Center and Right Section Codes and Finish
- Options

#### Specify One (1) Option Code for Each Section

- 4S** = 4 Shelves (13" Depth)  
**1C** = 1 Credenza with 2 Shelves  
**2C** = 2 Credenzas with 1 Shelf  
**3C** = 3 Credenzas

#### Credenza Finish

- Cool Grey
- Black
- Natural Maple

#### Shelf Finish

- Cool Grey
- Natural Maple
- Glass
- Acrylic

See Web

### Specifications

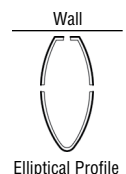
- Elliptical profile uprights, 1⅞" w x 2⅞" d. Natural Anodized Aluminum. Mounts to wall with 6" stand-offs.
- 3 Mounting positions for credenza: 29", 56", & 82½" from floor to top of credenza.
- Credenza panel finish: Melamine with sliding, lockable doors.
- Credenza size: 39½" w x 15" h x 15" d or **optional** 39½" w x 23" h x 15" d.
- Credenza framed with 1" sq. aluminum extrusion. Finish: Natural Anodized Aluminum.
- Shelf: Laminate, (RTF) Rigid Thermofoil over 1" MDF.  
Glass: ⅜" thick with flat polished edge.  
Literature Shelf: Clear acrylic, 30° angle. 2" h retainer.
- Shelves adjustable at ¼" increments. 39½" w x 13" d.
- Glass & Laminate Shelf Load Capacity: 50 lb. per shelf, uniformly distributed static load.



**Optional Guaranteed Freight Program**  
(See page 5 for details)

Zone 1 @ 5% of LIST.  
Truck charge \$100 min.

Zone 2 @ 8% of List.  
Truck Charge \$145 min.



Elliptical Profile

© 1/2017





# ENVISION® Collection

## Shelving Systems

### Presentation Rails

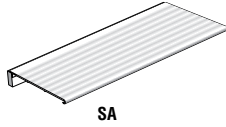
### Display Rails

Pepper Delivers Quicker!

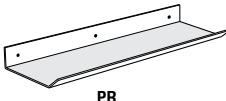
PDQ must be on a separate order and **MUST** specify PDQ.

PDQ prices are printed in **BOLD**. Shipment within 10 business days.

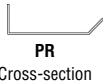
Model	Size	List	Est. Ship Wt.
<b>Aluminum Shelf</b>			
SA12	12w x 1¾h x 8¼d	\$ <b>93</b>	3
SA24	24w x 1¾h x 8¼d	<b>186</b>	5
SA36	36w x 1¾h x 8¼d	<b>278</b>	8
SA48	48w x 1¾h x 8¼d	<b>369</b>	11
SA60	60w x 1¾h x 8¼d	<b>463</b>	13
SA72	72w x 1¾h x 8¼d	<b>556</b>	15
SA84	84w x 1¾h x 8¼d	<b>647</b>	18
SA96	96w x 1¾h x 8¼d	<b>740</b>	21
<b>Presentation Rail</b>			
PR12	12w x 2h x 5½d	<b>59</b>	3
PR24	24w x 2h x 5½d	<b>119</b>	5
PR36	36w x 2h x 5½d	<b>178</b>	8
PR48	48w x 2h x 5½d	<b>238</b>	11
PR60	60w x 2h x 5½d	<b>297</b>	13
PR72	72w x 2h x 5½d	<b>356</b>	15
PR84	84w x 2h x 5½d	<b>417</b>	18
PR96	96w x 2h x 5½d	<b>475</b>	21
5792P	Presentation Rail, Custom Length x 2¼"d Cut to order, up to 96" length	<b>27</b> per ft. Price to next highest foot	
<b>Display Rail</b>			
5780	11w x 1¾h	<b>36</b>	1
5781	23w x 1¾h	<b>65</b>	2
5782	35w x 1¾h	<b>87</b>	3
5783	47w x 1¾h	<b>111</b>	3
5784	59w x 1¾h	<b>131</b>	4
5785	71w x 1¾h	<b>154</b>	4
5786	96w x 1¾h	<b>204</b>	5



SA

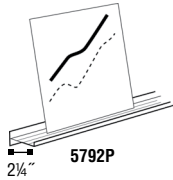


PR



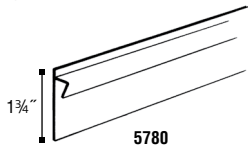
PR

Cross-section



5792P

2¼"



5780

1¾"

Custom Length: Price to next higher size, in 12" increments.



(3) SA48's & (1) SA60



PR36

### To Order Specify

- Quantity
- Model
- Length (Model 5792P)
- Tape or Magnetic Attachment (Models 5780 - 5786)

### Specifications

- Finish: Natural Anodized Aluminum.
- SA Models: Extruded aluminum, ⅛" thick, bullnose edge, cantilevered from 1½" h aluminum wall cleat. Screw mount to wall.
- PR Models: Extruded aluminum, ⅛" thick. Screw mount to wall.
- SA & PR Models: Load Capacity: 15 lb. per 48" shelf, uniformly distributed static load.
- 5792P Model: Extruded aluminum with polished edges. Screw mount.
- 5780 - 5786 Models: Holds single or multiple sheets. Slide sheet under rollers to insert; release by lifting upwards. Attach with double-sided tape, magnetic strip or screws (not included).

5.1

© 1/2017



**Optional Guaranteed Freight Program**  
(See page 5 for details)

Zone 1 @ 5% of LIST.  
Truck charge \$100 min.

Zone 2 @ 8% of List.  
Truck Charge \$145 min.



17929 S. Susana Road, Compton, CA 90221 • PHONE 800.496.0204 • PHONE 310.639.0390 • FAX 310.639.6013

www.peterpepper.com • email: info@peterpepper.com

125



PETER PEPPER PRODUCTS

---



Price List Download at [peterpepper.com](http://peterpepper.com)

5.1

