



PETER PEPPER PRODUCTS
EXPRESSIVE ESSENTIALS™

Section 1.4

ICON HEALTHCARE ALERT SIGNAGE

Corridor Alert Signs

Patient Room Alert Signs

PRICE LIST & SPECIFICATIONS

Effective September 1, 2022

All Prices are Suggested List Price

1.4

© 5/2022



ICON Healthcare Alert Signage

Corridor Alert Signs

1.4



C8 shown with Rectilinear Header and EMB



C10



C12



C4S shown with EMB



DP16 shown with EMB

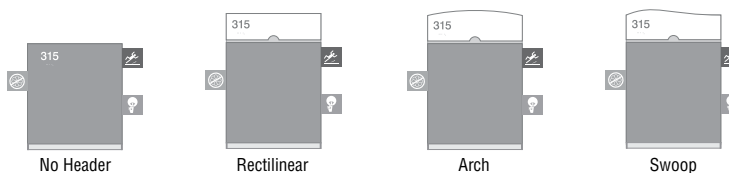
The ICON Corridor Alert sign communicates critical patient information to the doctor, nurse or clinician. Easily lock and unlock the colorful information tabs as needed, using the “push and slide” system concealed behind the hinged panel. Icon tabs are 1 7/8" w x 1 1/8" h. Combine additional Infectious Disease Control inserts and room identification in a single system. ICON is ADA compliant and may be customized to meet the requirements of your facility, department or unit. Please submit your requirements.

Model	Description	Size	No Header*	With Header	Dry Erase Film Upcharge	Est. Ship Wt.
8 1/2" wide						
C8	8 Icon Tabs, bottom hinge	8 1/2w x 12h	\$ 490	\$ 562	\$ 81	3
C10	10 Icon Tabs, bottom hinge	8 1/2w x 15h	579	650	100	4
C12	12 Icon Tabs, bottom hinge	8 1/2w x 16 1/4h	626	698	107	5

For Icon Tabs, *see page 70*.

*Height dimensions include headers. Deduct 2 1/2" for no header models.

Header Styles - C8, C10 & C12 models only (shown with optional EMB)



Model	Description	Size	No Header	Dry Erase Film Upcharge	Est. Ship Wt.
Single-Sided, 6 1/2" w					
C4S	4 Icon Tabs, single-sided, top hinge	6 1/2w x 9 3/4h	\$ 375	\$ 63	2

For Icon Tabs, *see page 70*.

Model	Description	Size	With Header	Dry Erase Film Upcharge	Est. Ship Wt.
Dual Occupancy Sign					
DP16	With 8 Icon Tabs per patient Individual Patient 1 and Patient 2 identification Top panel hinged on the top; bottom panel hinged on the bottom	8 1/2w x 22h	\$ 1,111	\$ 170	6

For Icon Tabs, *see page 70*.

FOB Pennsylvania

Specifications & Ordering Information (See pages 71 - 72)



ICON Healthcare Alert Signage

Corridor Alert Signs



PSTR

Staff Education Poster



C8 with CPH

Horizontal placard slides into the front hinged panel frame



C12 with CPD

Vertical placard slides into the front hinged panel frame



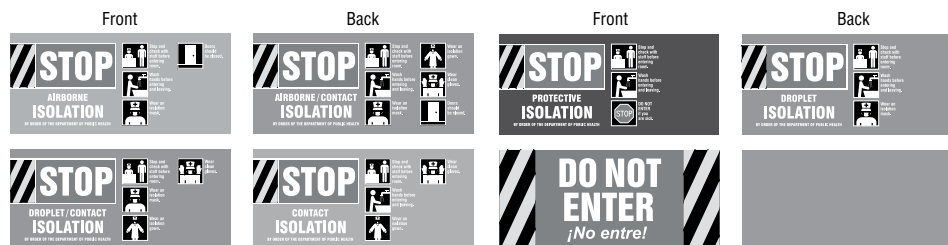
C8 with CPU

Placard holder mounts under the hinged panel and the vertical placard slides into place

Model	Description	Size	List	Est. Ship Wt.
Options				
EMB	Embossed Room Number, Helvetica ¾h, and Braille on header or hinged panel. ADAAG compliant		\$ 140	
ICON	Replacement Icon Tabs		66	
PSTR	Staff Education Poster, customized with your specific icons. Clear acrylic holder	22w x 28h	339	8
	Text, instead of Icon image, one-time set up, each		119	
	Custom Icon design, one-time set up, each		564	
	Logos and custom images		76	
	Any PMS Icon or hinged panel color		n/c	
Infectious Disease Control Placard Inserts				
The Infectious Disease Control Placard Inserts along with "Do Not Enter" help to ensure better outcomes for your National Patient Safety goal program for reducing the incidence of healthcare-associated infections (HAI's). These inserts are digitally printed on durable, tear and moisture resistant material. Placards insert into a non-glare acrylic holder. Additional inserts can be customized to your needs. Please submit your requirements.				
CPH	Horizontal Placard Insert for hinged panel (Models C8, C10, C12 & DP16)	8¾w x 3¾h	190	1
	Set of 4, double-sided, with acrylic holder			
CPH-A	Acrylic holder only, no placards	8¾w x 3¾h	73	
CPD	Vertical Placard Insert for hinged panel (Models C10 & C12)	8¾w x 10¾h	347	1
	Set of 4, double-sided, with acrylic holder			
CPD-A	Acrylic holder only, no placards	8¾w x 10¾h	140	
CPU	Vertical Placard Insert mounts under hinged panel (Models C8, C10, C12 & DP16)	8¾w x 10¾h	347	1
	Set of 4, double-sided, with acrylic holder			
CPU-A	Acrylic holder only, no placards	8¾w x 10¾h	140	

FOB Pennsylvania

CPH — Set of 4 double-sided placards



CPD & CPU



Specifications & Ordering Information (See pages 71 - 72)



ICON Healthcare Alert Signage

Information Icon Library

The standardized Information Icon library is easily augmented with any custom symbols and icons your care providers desire. Here is a sample of symbols currently found in the ICON library. We can design custom symbols to meet your facility's needs and brand. All icons can be designed to be multi-lingual.

Icon Colors - Specify Icon number and color.*

PMS referenced colors approximate actual colors.

Contact factory for samples.

Red	PMS 200M	Ocean Mist	PMS 5425M
Orange	PMS 021M	Naval Blue	PMS 286M
Yellow	PMS 1235M	Purple	PMS 2607M
Green	PMS 349M		

*Text, custom colors and Icons available. Please submit your requirements.

1.4



Icon Index

1. Fall Risk
2. Nothing By Mouth
3. Immuno Compromise
4. Droplet Isolation
5. Not Allowed to Ambulate
6. Contact Isolation
7. Deceased
8. Pain Assessment
9. Patient at Test
10. Dizziness
11. Elopement
12. Latex Allergies
13. Physician Consult
14. Patient Code
15. Patient Code
16. Patient Code
17. Patient Code
18. Special Precautions
19. See Nurse
20. See Nurse Before Entering
21. Special Communications Needs
22. Seizure Precautions
23. Mother with Child
24. Calorie Count
25. I & O
26. Strict I & O
27. Hearing Impaired
28. Sight Impaired
29. No Venipuncture in Right Arm
30. No Venipuncture in Left Arm
31. Daily Weights
32. Fluid Restrictions
33. Swallowing Precautions
34. Quiet Please!
35. Caution Oxygen
36. Special Output Sampling
37. Neutropenic Precautions
38. Transplant Precautions
39. Transfusion Protocol
40. Allergy Precautions
41. Please Keep Door Closed
42. Wash Hands Before Entering
43. 24 Hour Specimen
44. Children Present
45. Plant Allergy Precaution
46. Food Allergy Precaution
47. Patient With Family
48. Patient With Pastor
49. Patient Eating
50. Aphasic
51. Aspiration Precautions
52. Bereavement
53. Pre-Term Infant
54. Do Not Resuscitate
55. Chair Alarm
56. Physician
57. Bloodwork
58. Consent
59. Injection
60. MRSA Infection
61. Labs Pending
62. Patient Demise
63. Biohazard
64. Chemotherapy
65. Aggression
66. Nurse to Remove Tray
67. Epidural
68. No Bottle
69. Shh, Quiet
70. Asphasia

All models include an Icon Index decal, mounted to the inside of the hinged panel for easy reference.



ICON Healthcare Alert Signage

Ordering Information and Specifications

HOW TO SPECIFY ICON TABS

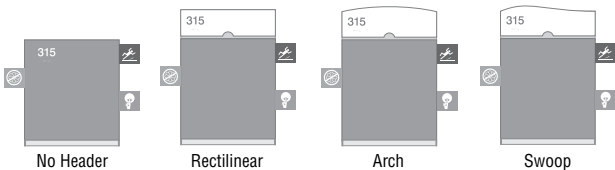


Left: top to bottom & Right: top to bottom
Icon number (*see page 70*) and color

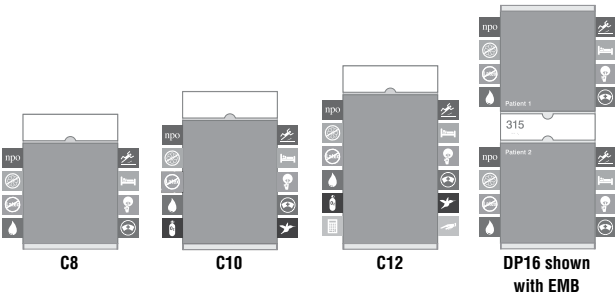
#2	purple	#1	naval blue
#3	red	#5	ocean mist
#12	orange	#34	yellow
#4	green	#20	red

Header Styles - C8, C10 and C12 Models only

Shown with optional EMB - Embossed Room Number and Braille



Tab Configurations - C8, C10, C12 & DP Models



Tab Configurations - Model C4S



C4S shown
with EMB

1.4



ICON Healthcare Alert Signage

Ordering Information and Specifications

1.4

To Order Specify

1. Quantity
2. Model
3. Panel Color
4. Header Style (C8, C10 & C12 Models only)
5. Header Color
6. Icon Tab Number, Tab Color and Order (left top to bottom and right top to bottom)
7. Options

Header Styles (C8, C10 & C12 Models only)

No Header
Rectilinear
Arch
Swoop

Header & Panel Finishes

Soft White
Haze
Seasand
Wheat
Khaki
Lemongrass
Ocean Mist
Aluminum Metallic
Taupe Metallic

Icon Tab Colors

Red
Orange
Yellow
Green
Ocean Mist
Naval Blue
Purple
Custom Colors
(Submit your requirements)

Icon Tab Numbers: See page 70

See PPP Color Card or Web

Specifications

The ICON Healthcare Alert signs communicate critical patient information to the next doctor, nurse or clinician. Easily lock and unlock the colorful information tabs as needed, using the “push and slide” system concealed behind the hinged panel. Combine room identification and additional Infectious Disease Control inserts in a single system.

ICON is ADA (Accessibility Guidelines) compliant and may be customized to meet the requirements of your facility, department or unit.

- Construction: 24 ga. galvaneal steel hinged panel with magnetic latch. ½” depth. Hinged panel is magnetic and finished in acrylic polyurethane. Backer .063 aluminum.
- Header (C8, C10, C12 & DP Models only): Acrylic 2½”h x ¾”d. Dimensions on C8, C10 & C12 models include headers - subtract 2½” for models without headers.
- **Optional Embossed Room Number/Letter**, Helvetica type ¾”h, and Braille. Submit list of room numbers and specify placement on header and/or hinged panel when applicable.
- Icon Tabs: White icon on color tab, *specify color*. Digitally printed on durable .125” expanded PVC. Icon tabs are easily removed or changed.
C & DP Models: 1⅞”w x 1⅞”h.
- Placard Inserts: With non-glare acrylic lens.
- Optional dry erase writing surface film for hinged panel — Upcharge.
- Mounting: Double-sided tape, standard; concealed pre-drilled holes for screw fasteners on request.
- Included: All models include an Icon Index decal, mounted to the inside of the hinged panel for easy reference.

© 5/2022

